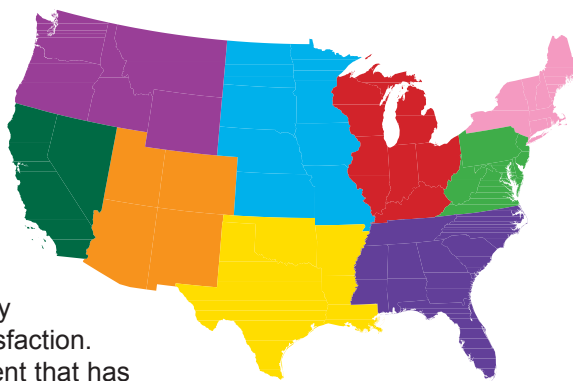

Manufactured Home Cooling Equipment Sizing Guidelines

For ENERGY STAR® qualified manufactured homes and homes built to the HUD standards¹

Oversizing cooling equipment: a costly mistake

The guidelines offer a simple look-up procedure to assist equipment specifiers, HVAC contractors, home installers, retailers, manufacturers, and electric utility staff select heat pump and air conditioner capacity for new manufactured homes. The guidelines were developed to help eliminate the all-too-common problem of choosing equipment with far more cooling capacity than the home needs.

Oversized HVAC equipment is recognized as a common industry problem that erodes energy efficiency and lowers customer satisfaction. Consumers overpay in two ways. First, they are buying equipment that has more cooling capacity and is more expensive than they need. Second, once installed, oversized equipment cycles on and off frequently, shortening equipment life, lowering efficiency, and increasing power bills. Oversized equipment also can lead to moisture problems within the home.



ENERGY STAR



ENERGY STAR is a nationally recognized, voluntary labeling program designed to identify and promote energy-efficient homes, buildings, and products to consumers and business owners across the United States. The U.S. Environmental Protection Agency is responsible for administering the ENERGY STAR for Homes program. An ENERGY STAR qualified home is at least 30% more energy efficient in its heating, cooling and water heating than a comparable home built to the 1993 Model Energy Code. This increased level of energy efficiency is met by successfully integrating an energy efficient building envelope (effective insulation, tight construction, advanced windows), energy efficient air distribution (air-tight, well-insulated ducts), and energy efficient equipment (space heating and cooling and hot water heating).

ENERGY STAR qualified homes typically require less cooling capacity because their high insulation levels and tight construction slow the transfer of heat from outside into the home, and their tight air distribution systems minimize the loss of conditioned air from the ducts.



National Rural
Electric
Cooperative
Association



Manufactured
Housing Research
Alliance



United States
Environmental
Protection Agency



Tennessee Valley
Authority

How to use the sizing guidelines

The sizing guidelines consist of a set of nine maps covering the continental U.S. and the **Sizing Table** containing recommended cooling equipment sizes in tons. The maps are divided into counties. Contiguous counties that have the same sizing recommendations are combined into **Sizing Groups**². The maps and **Sizing Table** are available on the Web at <http://www.mhrahome.org> and <http://www.energystar.gov>.

Follow these steps to determine your recommended size:

1. Find the county where the home will be sited on the map and determine the corresponding **Sizing Group** number.
2. Find the row corresponding to the **Sizing Group** on the **Sizing Table**. The rows on the table are color-coded to match the colors on the map.
3. Determine the conditioned **Floor Area** of the home and read across the top row of the table locating the pair of columns containing that area.
4. To find the required cooling equipment capacity in tons for a heat pump or air conditioner, read down the column that corresponds to the **Floor Area** and across the row that corresponds to the **Sizing Group**.
5. The left-hand column in each pair represents the appropriate cooling equipment size for ENERGY STAR qualified homes. The right-hand column in each pair represents the size (in tons of cooling capacity) for homes built to the HUD-standards thermal requirements.

Example:

- An ENERGY STAR qualified home is to be installed in **Richmond County** near Ocala, Florida.
- The map indicates that Richmond County is in a **Sizing Group 50**.
- The home is a 28 ft. by 56 ft. multisection containing **1,568 square feet** of conditioned living space (28 ft. x 56 ft.=1,568 sq. ft.).
- Referring to the **Sizing Table**, read across the row labeled **Sizing Group 50** and down the column containing 1,568 square feet (**1,441 to 1,680**).
- Read down the left-hand (blue) column for an **ENERGY STAR** qualified home.
- This home requires a **3 Ton** heat pump.

¹Thermal provisions of the Manufactured Housing Construction and Safety Standards, Subpart F, Section §3280

²Some counties are divided into more than one sizing group.











Disclaimer

The values on the chart are intended as a guide for equipment selection. This information is not a substitute for proper evaluation and judgment by an equipment specifier. The cooling capacity estimates are based on typical home configurations and assumed design conditions. Actual sizing requirements may differ from the values on the chart. The Manufactured Housing Research Alliance and its members, the US Environmental Protection Agency, the Tennessee Valley Authority, the National Rural Electric Cooperative Association, sponsors of this work, assume no liability for errors in equipment sizing, selection, and installation.

Sizing charts are available for other regions of the U.S. For information on obtaining sizing guidance for other areas, please visit the Manufactured Housing Research Alliance web site at: <http://www.mhrahome.org>.

The Manufactured Housing Research Alliance developed the sizing charts. MHRA is a non-profit membership organization comprised of firms actively engaged in the manufactured housing business. Wrightsoft Corporation performed the engineering analysis. The technical basis for the values that appear on the chart is Right-J™, an Air Conditioning Contractors of America (ACCA)-endorsed software version of ACCA Manual J, Load Calculation for Residential Winter and Summer Air Conditioning, Seventh Edition.

Copyright © 2005 Manufactured Housing Research Alliance All rights reserved. No portion of this chart may be reproduced, by any process or technique, without the express written permission of MHRA.

Floor Area (square feet)	Up to 840	841 to 1,120	1,121 to 1,280	1,281 to 1,440	1,441 to 1,680	1,681 to 1,960	1,961 to 2,240	2,241 to 2,520	2,521 to 2,760	2,761 to 3,000
Sizing Group	 HUD	 HUD	 HUD	 HUD	 HUD	 HUD	 HUD	 HUD	 HUD	 HUD
1	1 1	1 1	1.5 1.5	1.5 1.5	1.5 1.5	2 2	2 2	2 2	2 2.5	2.5 2.5
2	1 1	1 1	1.5 1.5	1.5 1.5	1.5 1.5	2 2	2 2	2 2.5	2.5 2.5	2.5 2.5
3	1 1	1 1	1.5 1.5	1.5 1.5	1.5 1.5	2 2	2 2	2 2.5	2.5 2.5	2.5 2.5
4	1 1	1.5 1.5	1.5 1.5	1.5 1.5	2 1.5	2 2	2 2	2.5 2	2.5 2.5	2.5 2.5
5	1 1	1.5 1.5	1.5 1.5	1.5 1.5	2 1.5	2 2	2 2	2 2.5	2.5 2.5	2.5 2.5
6	1 1	1.5 1.5	1.5 1.5	1.5 1.5	2 1.5	2 2	2 2	2.5 2.5	2.5 2.5	2.5 2.5
7	1 1	1 1.5	1.5 1.5	1.5 1.5	1.5 2	2 2	2 2	2 2.5	2.5 2.5	2.5 3
8	1 1	1.5 1.5	1.5 1.5	1.5 1.5	2 2	2 2	2.5 2	2.5 2.5	2.5 2.5	3 3
9	1 1	1.5 1.5	1.5 1.5	1.5 1.5	2 2	2 2	2.5 2.5	2.5 2.5	2.5 3	2.5 3
10	1 1	1.5 1.5	1.5 1.5	1.5 1.5	2 2	2 2	2.5 2.5	2.5 2.5	3 3	3 3
11	1 1.5	1.5 1.5	1.5 1.5	1.5 2	2 2	2 2.5	2.5 2.5	2.5 3	3 3	3 3.5
12	1.5 1.5	1.5 1.5	1.5 1.5	2 2	2 2	2.5 2.5	2.5 2.5	2.5 3	3 3	3 3.5
13	1 1.5	1.5 1.5	1.5 2	2 2	2 2	2 2.5	2.5 2.5	2.5 3	3 3	3 3.5
14	1.5 1.5	1.5 1.5	1.5 2	2 2	2 2	2.5 2.5	2.5 2.5	3 3	3 3	3 3.5
15	1.5 1.5	1.5 1.5	1.5 2	2 2	2 2.5	2.5 2.5	2.5 3	3 3	3 3.5	3 3.5
16	1.5 1.5	1.5 2	2 2	2 2	2 2.5	2.5 2.5	2.5 3	3 3	3 3.5	3 4
17	1.5 1.5	1.5 2	1.5 2	2 2	2 2.5	2.5 2.5	2.5 3	3 3.5	3 3.5	3 4
18	1.5 1.5	1.5 2	2 2	2 2	2 2.5	2.5 2.5	3 3	3 3.5	3 3.5	3.5 4
19	1.5 1.5	1.5 2	2 2	2 2	2 2.5	2.5 3	3 3	3 3.5	3 3.5	3.5 4
20	1.5 1.5	1.5 2	2 2	2 2	2.5 2.5	2.5 3	3 3	3 3.5	3 4	3.5 4
21	1.5 1.5	1.5 2	2 2	2 2.5	2 2.5	2.5 3	3 3	3 3.5	3 4	3.5 4
22	1.5 1.5	1.5 2	2 2	2 2.5	2.5 2.5	2.5 3	3 3.5	3 3.5	3.5 4	3.5 4
23	1.5 1.5	2 2	2 2	2 2.5	2.5 2.5	2.5 3	3 3.5	3 3.5	3.5 4	3.5 4.5
24	1.5 1.5	1.5 2	2 2	2 2.5	2.5 2.5	2.5 3	3 3.5	3 4	3.5 4	3.5 4.5
25	1.5 1.5	2 2	2 2.5	2 2.5	2.5 3	2.5 3	3 3.5	3 4	3.5 4	3.5 4.5
26	1.5 1.5	2 2	2 2.5	2 2.5	2.5 3	2.5 3	3 3.5	3 4	3.5 4.5	3.5 4.5
27	1.5 2	2 2	2 2.5	2 2.5	2.5 3	3 3	3 3.5	3.5 4	3.5 4.5	3.5 5
28	1.5 2	2 2	2 2.5	2 2.5	2.5 3	2.5 3.5	3 4	3.5 4	3.5 4.5	3.5 5
29	1.5 2	2 2	2 2.5	2 2.5	2.5 3	3 3.5	3 4	3.5 4	3.5 4.5	3.5 5
30	1.5 2	2 2	2 2.5	2.5 2.5	2.5 3	3 3.5	3.5 4	3.5 4	3.5 4.5	4 5
31	1.5 2	2 2.5	2 2.5	2.5 2.5	2.5 3	3 3.5	3 4	3.5 4	3.5 4.5	4 5
32	1.5 2	2 2.5	2 2.5	2 2.5	2.5 3	3 3.5	3 4	3.5 4.5	3.5 4.5	3.5 5
33	1.5 2	2 2.5	2 2.5	2 2.5	2.5 3	3 3.5	3 4	3.5 4.5	3.5 4.5	4 5
34	1.5 2	2 2.5	2.5 2.5	2.5 2.5	2.5 3	3 3.5	3.5 4	3.5 4.5	3.5 4.5	4 5
35	1.5 2	2 2.5	2 2.5	2.5 3	2.5 3	3 3.5	3.5 4	3.5 4.5	3.5 5	4 5
36	1.5 2	2 2.5	2 2.5	2 3	2.5 3	2.5 3.5	3 4	3 4.5	3.5 5	3.5 5.5
37	1.5 2	2 2.5	2.5 2.5	2.5 3	3 3	3 3.5	3.5 4	3.5 4.5	4 5	4 5.5
38	1.5 2	2 2.5	2 2.5	2 3	2.5 3.5	3 3.5	3 4	3.5 4.5	3.5 5	3.5 5.5
39	1.5 2	2 2.5	2 2.5	2.5 3	2.5 3.5	3 3.5	3.5 4	3.5 4.5	3.5 5	4 5.5
40	1.5 2	2 2.5	2 2.5	2.5 3	2.5 3.5	3 3.5	3.5 4	3.5 4.5	4 5	4 5.5
41	2 2	2 2.5	2.5 2.5	2.5 3	3 3.5	3 3.5	3.5 4	4 4.5	4 5	4 5.5
42	2 2	2.5 2.5	2.5 2.5	2.5 3	3 3.5	3.5 3.5	4 4	4 4.5	4 5	4.5 5.5
43	1.5 2	2 2.5	2 2.5	2 3	2.5 3.5	3 4	3 4.5	3.5 4.5	3.5 5	3.5 5.5
44	1.5 2	2 2.5	2.5 2.5	2.5 3	3 3.5	3 4	3.5 4.5	4 4.5	4 5	4 5.5
45	1.5 2	2 2.5	2.5 3	2.5 3	2.5 3.5	3 4	3.5 4.5	3.5 4.5	4 5	4 5.5
46	2 2	2 2.5	2.5 3	2.5 3	3 3.5	3.5 4	4 4.5	4 4.5	4 5	4 5.5
47	2 2	2.5 2.5	2.5 3	2.5 3	3 3.5	3.5 4	4 4.5	4 4.5	4.5 5	4.5 5.5
48	1.5 2	2 2.5	2 3	2.5 3	2.5 3.5	3 4	3 4.5	3.5 5	3.5 5.5	3.5 5.5
49	1.5 2	2 2.5	2.5 3	2.5 3	3 3.5	3 4	3.5 4.5	3.5 5	4 5.5	4 5.5
50	2 2	2 2.5	2.5 3	2.5 3	3 3.5	3.5 4	3.5 4.5	4 5	4 5.5	4 5.5
51	2 2	2.5 2.5	2.5 3	2.5 3	3 3.5	3.5 4	4 4.5	4 5	4.5 5.5	4.5 5.5
52	1.5 2	2 2.5	2 3	2.5 3	2.5 3.5	3 4	3.5 4.5	3.5 5	3.5 5.5	4 6
53	1.5 2	2 2.5	2.5 3	2.5 3	2.5 3.5	3 4	3.5 4.5	3.5 5	4 5.5	4 6
54	1.5 2	2 2.5	2.5 3	2.5 3	3 3.5	3 4	3.5 4.5	4 5	4 5.5	4 6
55	2 2	2.5 2.5	2.5 3	2.5 3	3 3.5	3.5 4	4 4.5	4 5	4 5.5	4.5 6
56	2 2	2.5 2.5	2.5 3	3 3	3 3.5	3.5 4	4 4.5	4 5	4.5 5.5	4.5 6
57	2 2	2.5 2.5	2.5 3	3 3	3.5 3.5	3.5 4	4 4.5	4.5 5	4.5 5.5	5 6
58	1.5 2	2 2.5	2 3	2.5 3.5	2.5 3.5	3 4	3.5 4.5	3.5 5	3.5 5.5	4 6
59	2 2	2 3	2.5 3	2.5 3.5	3 3.5	3 4	3.5 4.5	4 5	4 5.5	4 6
60	2 2	2.5 3	2.5 3	3 3.5	3.5 3.5	3.5 4	4 4.5	4.5 5	4.5 5.5	5 6
61	2 2	2.5 3	2.5 3	2.5 3.5	3 4	3.5 4.5	4 5	4 5.5	4.5 6	4.5 6.5
62	1.5 2.5	2 3	2.5 3	2.5 3.5	3 4	3 4.5	3.5 5	4 5.5	4 6	4.5 6.5
63	2 2.5	2.5 3	2.5 3	2.5 3.5	3 4	3.5 4.5	4 5	4 5.5	4.5 6	4.5 6.5
64	2 2.5	2.5 3	3 3	3 3.5	3.5 4	4 4.5	4.5 5	4.5 5.5	5 6	5 6.5
65	2 2.5	2.5 3	2.5 3.5	3 3.5	3.5 4	3.5 4.5	4 5	4.5 5.5	4.5 6	5 7
66	2 2.5	2.5 3	3 3.5	3 3.5	3.5 4	4 4.5	4.5 5.5	4.5 6	4.5 6.5	5 7
67	2 2.5	3 3	3 3.5	3 3.5	3.5 4	4 4.5	4.5 5.5	5 6	5 6.5	5.5 7
68	2.5 2.5	3 3	3 3.5	3.5 3.5	4 4.5	4.5 5	5 5.5	5 6	5.5 6.5	5.5 7
69	2 2.5	2.5 3	3 3.5	3 4	3.5 4.5	4 5	4.5 5.5	4.5 6	5 6.5	5 7
70	2.5 3	3 3.5	3.5 4	3.5 4	4 4.5	4.5 5.5	5 6	5.5 6.5	5.5 7	6 8
71	2.5 3	3 3.5	3.5 4	3.5 4.5	4 5	4.5 5.5	5.5 6	5.5 7	5.5 7.5	6 8

Map for use with Manufactured Home Cooling Equipment Sizing Guidelines



Arizona
 Colorado
 New Mexico
 Utah

